




COMBiLiFT

Customized Handling Solutions

C50,000

Multi-Directional Forklift



*Designed to Handle Heavy,
Long and Awkward Loads.*

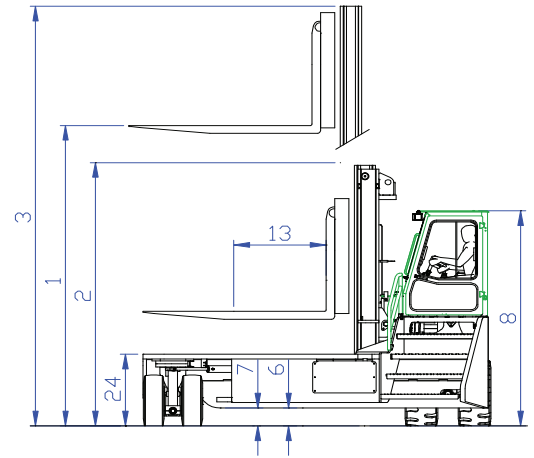
www.COMBiLiFT.com



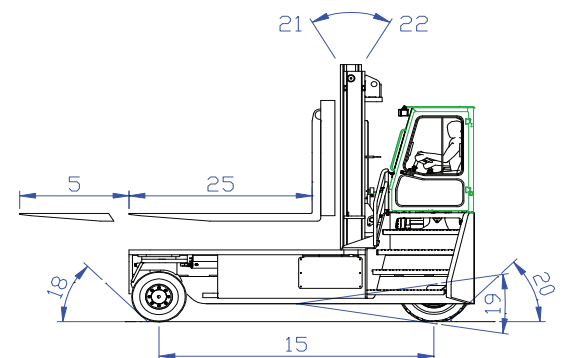
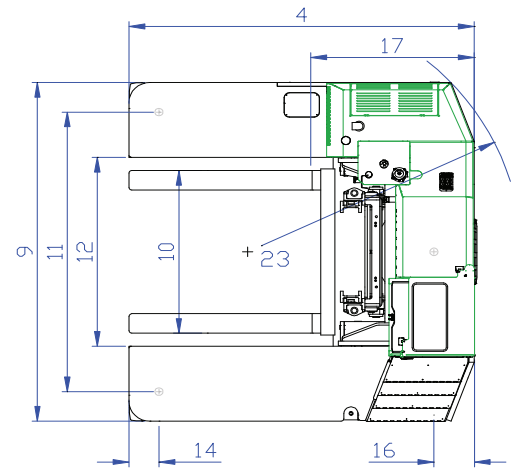
SPECIFICATIONS

MODEL C50,000

REF	DESCRIPTION	STANDARD
1 a	Max. Lift Height	162"
1 b	Free Lift Height	0"
2	Height Mast Closed	164"
3	Max.(Mast raised)	248"
4	Overall Length	193"
5	Mast Travel	106"
6	Ground Clearance Under Mast	18"
7	Ground Clearance to Center of Wheelbase	9"
8	Height Over Cab (without work-lights)	132"
9	Width	205"
10	Outside Spread of Fork Arms	94"
11	Track Front	167"
12	Frame Opening	114"
13	Load Center Distance	48"
14	Overhang Front	21"
15	Wheel Base	147"
16	Overhang Back	25"
17	Length From Face of Fork	91"
18	Approach Angle	45°
19	Ramp Angle	17°
20	Departure Angle	45°
21	Forward Tilt	4°
22	Backward Tilt	8°
23	Minimum Outside Radius	191"
24	Platform Height	45"
25	Platform Length	102"
A	Capacity	55,000 lbs
B	Unladen Weight	86,000 lbs
C	Maximum Ground Speed (2 Speed)	6 mph/ 12 mph
D	Gradeability (2 Speed)	10% or 5%
E	John Deere Diesel 6068HF 485	168 kW (225HP)
F	Electric's	12 Volt
G	Fork Section	5" x 12" x 102"
H	465/55-20 Rear Tyre (Super Elastic) x 2	OD 40" / Width 18"
I	840/350-559 Front Tyre (Solid Rubber) x 4	OD 33" / Width 14"
J	Standard Color	Yellow and Grey
K	Suspension Seat	KAB Model 116



SIDEWARD MODE



FORWARD MODE

COMBiLiFT USA

303 Concord St
Greensboro, NC 27406
T: 1877 COMBI 56
F: 336 378 8842
E: info@combilift.com

www.COMBiLiFT.com

FEATURES INCLUDE:

- Hydraulic Mounted Cabin
- Multi-Direction Operation
- 4 Wheel Hydrostatic Drive
- +/- 150mm Integrated Side-shift
- 4 Way Lever Positioning of Wheels
- Hydraulic Oil Cooler

Distributed by