



COMBiLiFT
LIFTING INNOVATION

C-SERIES

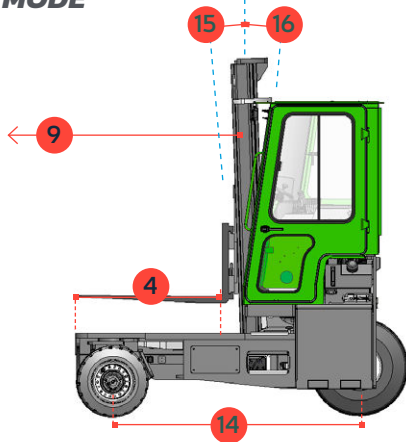
C12,000 XLE



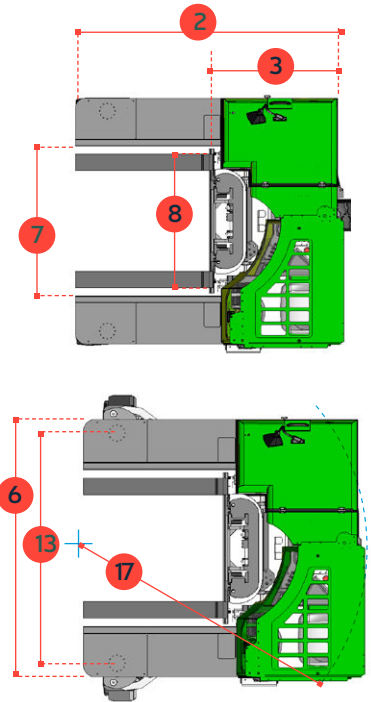
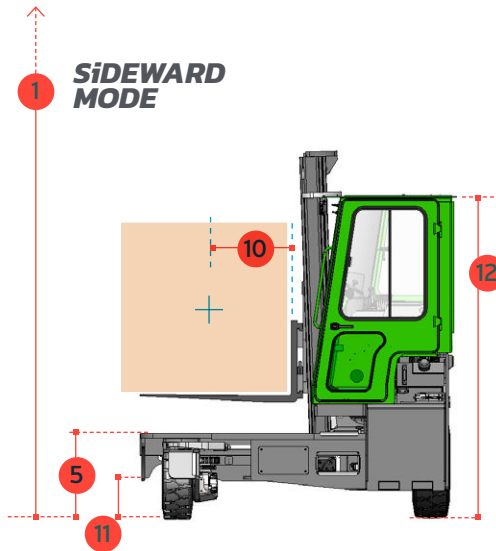
The electric multi-directional forklift designed for the safe, space saving and productive handling of long and bulky loads.

C12,000 XLE

FRONTAL MODE

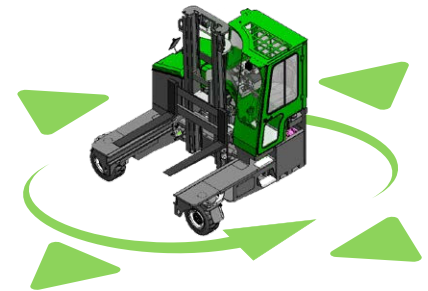


SiDEWARD MODE



Ref	Description	C12,000XLE
1	Lift Heights from	159"
2	Overall Length	105 ½"
3	Length From Face of Fork	54"
4	Platform Length	51 "
5	Platform Height	27"
6	Width	90 ½"
7	Frame Opening	55"
8	Outside Spread of Forks	53"
9	Mast Travel	55"
10	Load Center Distance	24"
11	Ground Clearance	10"
12	Cab Height (Without work - lights)	101"
13	Track Front	81"
14	Wheel Base	87"
15	Tilt Forward	3°
16	Tilt Back	5°
17	Minimum Outside Radius	103"
A	Capacity	12,000Lbs
B	Unladen Weight With Battery	15,653lbs
C	Unladen Weight Less Battery	11,543lbs
D	Maximum Travel Speed	9 mph
E	Gradeability	10%
F	Battery Capacity (V / Ah)	80V / 770Ah
G	AC Electric Traction Motor x 3	6.7hp Rear & 2 x 5.4hp Front
H	AC Electric Pump Motor	25.5hp
I	Fork Section	2" x 6"
J	23 x 10 - 12 Front Tyres	OD 23" / Width 10"
K	355 x 65 - 15 Rear Tyre	OD 31 1/2" / Width 11"
L	Standard Color	Green & Gray

Multidirectional:



Features Include:

- Rubber Mounted Cabin
- AC Motor Technology
- Multi-Direction Operation
- Load Sensing Steering
- Curtis AC Software
- 4 Way Lever Positioning of Wheels
- 3 Wheel Drive
- 100% Traction Control

Distributed by:

International Patent Application No. PCT/EP2014/053066;
UK Patent Application No. GB 1302811.3

COMBILIFT HAS A POLICY OF CONTINUOUS PRODUCT DEVELOPMENT AND RESERVES THE RIGHT TO ALTER SPECIFICATIONS WITHOUT PRIOR NOTICE. SPECIFICATIONS AND/OR DIMENSIONS MAY VARY FROM THOSE ILLUSTRATED IN SOME COUNTRIES.